







model series

TTE-B-EBZ

Product data sheet - as of 11/2023

Single-walled day tank (earthquake zone 1-3)



Characteristic	Area of application / media		Transport / installation	
				
E1 single-walled	E12 hazardous to groundwater	E19 Flash point >55°C	E3 cleaned and transportable	E9 Interior use



Krampitz



The TTE-B-EBZ serves as a day tank for supplying units with fuel and lubricating oil. The TTE-B-EBZ is also known as a storage tank. Due to its structure and features, it meets the requirements for use in emergency power systems in accordance with VDE 107/108. It is suitable for installation in buildings as well as in system containers.

The installation surface must be level, load-bearing and designed as a collecting tray. If there is no collection space available on site, a collection tray must be used. The cubic design of the TTE-B-EBZ guarantees optimal use of space.

designation	Volume 100%	Volume 95%	length	length in total	Width	Total width	Height	Height in total	Weight
	l	l	mm	mm	mm	mm	mm	mm	kg
TTE-B-100-EBZ	106	100	510	550	500	525	505	530	38
TTE-B-250-EBZ	265	250	1,260	1,300	500	525	505	530	78
TTE-B-500-EBZ	500	470	1,510	1,550	750	775	505	530	115
TTE-B-750-EBZ	770	730	1,510	1,550	750	775	755	780	153
TTE-B-990-EBZ	1,020	980	2,010	2,050	750	775	755	780	192

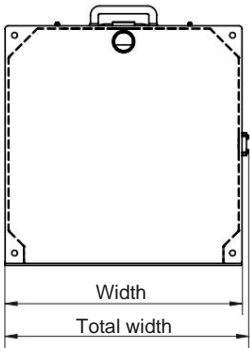
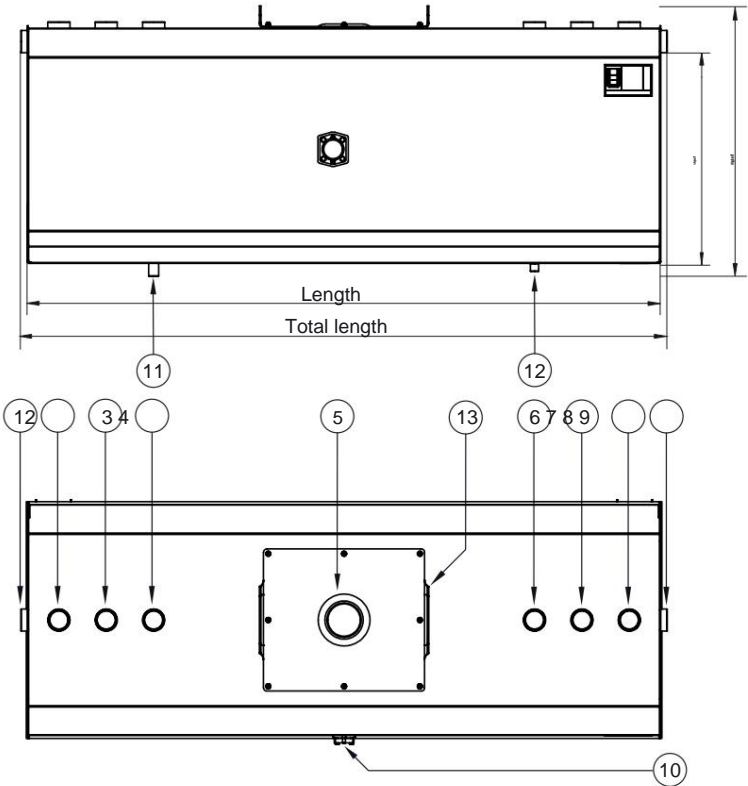
material	Permit	documentation	Sheet
Steel S235JR	General building supervisors Approval Z-38.11-86	Test certificate 1x German	1 of 2

model series

TTE-B-EBZ

Product data sheet - as of 11/2023

Single-walled day tank (earthquake zone 1-3)



Nozzle table

Pos.	nominal diameter	Connection
1	9 sleeve G2"	overflow
2	Sleeve G2"	filling
3	Sleeve G2"	Level indicator
4	Sleeve G2"	reserve
5 Ø 115 mm burst protection		
6	Sleeve G2"	reserve
7	Sleeve G2"	Rewind
8th	Sleeve G2"	Venting
10	flange	Float content display front (up to TTE-B-990)
11	Sleeve G 3/4" feed	
12	socket G 1/2" residual emptying	
13	390 x 450mm inspection opening	
(the inspection opening is adjusted for TTE-B-100-EBZ and TTE-B-250-EBZ)		

- Standard equipment:**
- Burst protection
 - Connection sleeves according to the connection table
 - Float content display - Nameplate
 - Dust caps
- Accessory package:**
- Ventilation port 2" with hood
 - Flow 3/4", ball valve 3/4", angle 90° 3/4"
 - Residual emptying 1/2" with KFE tap 1/2"
 - Reduction 2" x 3/4" (2x), Reduction 2" x 1" (2x)
 - Blind plug 2" (4x) / Krampitz Sealfix 10 ml

- Accessories optional:**
- Collection tray type TW-B
 - Wall console type WK-B
 - Foot type FS-B / column type ST-B
 - Electronic content display
 - Overfill protection / level indicator
 - Pumps, tank heating
 - Filling neck with pipe angle 2" 45° and TW connection K, 2"

- Corrosion protection:**
- Exterior: LA-1 paint RAL 7032
 - Inside: raw, oiled

- Special equipment:**
- Painting in all RAL colors

Technical changes reserved!

material	Permit	documentation	Sheet
Steel S235JR	General building supervisors Approval Z-38.11-86	Test certificate 1x German	2 of 2